

Report Examples

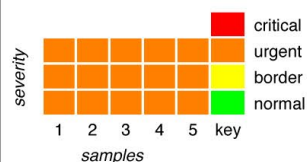
Advanced Turbine Oil Analysis



TURBINE

PROBLEM SEVERITY

URGENT



KWAZULU-NATAL:
P.O. BOX 15108
WESTMEAD 3608
TEL: (031) 700 5460
FAX: (031) 700 5471

GAUTENG:
P.O. BOX 284
ISANDO 1600
TEL: (011) 392 6322
FAX: (011) 392 6340

Mr AB Citizen
PO Box 284
Isando
1600

Machine : 12VA006
Alt. ID : Unit 1 Turbine Main Lube
Model : Siemens SST5-6000
Component : Turbine Advanced

Code : 1ADTUR
Job No. : -
Site : Turbine
Oil : Shell Turbo T46
Queries :

DIAGNOSIS

5.) Sample Number WM00974 on 28.12.2015 smr 0 HRS
Wear rates are normal. Debris analysis normal. Foaming tendency unacceptable, recommend vacuum distillation to remove gases from the system. Please return feedback.

PREVIOUS HISTORY

DIAGNOSES

- 1.) Sample Number WM00728 on 29.06.2015 smr 0 HRS
Wear rates are normal. Debris analysis normal. Particle count is greater than the limit specified, recommend filtering/purifying the oil. Foaming tendency unacceptable, recommend vacuum distillation to remove gases from the system. Please return feedback. REPEAT PROBLEM oil-u/sx23.
- 2.) Sample Number WM00719 on 18.09.2015 smr 0 HRS
Wear rates are normal. Debris analysis normal. Foaming tendency unacceptable, recommend vacuum distillation to remove gases from the system please return feedback. REPEAT PROBLEM oil-u/sx24.
- 3.) Sample Number WM00781 on 21.10.2015 smr 0 HRS
Iron level is higher than normal. Debris analysis normal. Check for abnormal noise and vibration. Monitor vibration profile. Check shaft alignment. Check oil operating temperature.
Foaming tendency unacceptable, recommend vacuum distillation to remove gases from the system. Please return feedback. REPEAT PROBLEM oil-u/sx25.
- 4.) Sample Number WM00953 on 26.11.2015 smr 0 HRS
Wear rates are normal. Debris analysis normal. Moisture content = 552 ppm , recommend vacuum dehydration. The Total Acid Number of the oil is 0.2. Please return feedback.

FEEDBACK



Report Examples

Advanced Turbine Oil Analysis

Machine : 12VA006 - TURBINE ADVANCED - Alt. ID : Unit 1 Turbine Main Lube

SAMPLE NUMBER	DATE SAMPLED	LAB DATE	OIL CONSUMPTION	SMR	UNITS	OIL IN SERVICE	FILTER CHANGE	OIL DRAIN	RRI	
1	WM00728	29.06.15	01.07.15	0	0	HRS	0	No	No	500
2	WM00719	18.09.15	22.09.15	0	0	HRS	0	No	No	500
3	WM00781	21.10.15	27.10.15	0	0	HRS	0	No	No	500
4	WM00953	26.11.15	30.11.15	0	0	HRS	0	No	No	500
5	WM00974	28.12.15	31.12.15	0	0	HRS	0	No	No	500

WEAR METALS

Sample	Iron	Chromium	Nickel	Molybdenum	Aluminium	Copper	Tin	Lead	Bismuth	PQ Index
1	0	0	0	0	0	0	0	0	0	10
2	0	0	0	0	0	0	0	0	0	18
3	8	0	0	0	0	0	0	0	0	9
4	5	0	0	0	0	0	0	0	0	10
5	0	0	0	0	0	0	0	0	0	6

Special Tests

Sample	Foaming Characteristics	Water Separability	Air Release	VPR/MPC	RULER Total %	RULER Amine %
1	520/20 80/0 480/10	40/40/0 (15)	3.4	3	71	71
2	540/30 60/0 500/10	40/40/0 (20)	4.1	1	80	80
3	480/10 70/0 450/10	40/40/0 (20)	3.4	2	80	80
4	70/0 20/0 30/10	40/40/0 (15)	4.0	2	78	78
5	450/0 110/0 460/0	40/40/0 (15)	4.5	2	80	80

30 spectrometric analyses are carried out on all samples but only relevant results are reported in parts per million.

CONTAMINANTS

Sample	Silicon	Sodium	Water By Karl Fisher
1	0	0	56
2	0	0	44
3	0	0	47
4	0	0	552
5	0	0	30

PARTICLE COUNT /ML

Sample	4 micron	6 micron	14 micron	20 micron	25 micron	50 micron	75 micron	100 micron	Cleanliness
1	1139	647	67	19	24	0	0	0	18/17/14
2	485	191	20	6	7	0	1	1	17/15/12
3	3815	1971	106	11	7	0	0	0	20/18/14
4	591	277	37	7	8	0	0	0	17/16/13
5	414	117	5	3	2	0	0	0	16/14/11

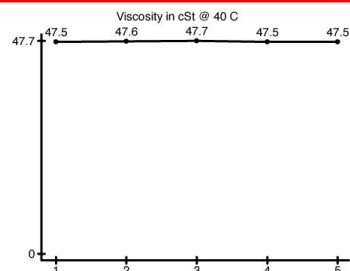
30 spectrometric analyses are carried out on all samples but only relevant results are reported in parts per million.

ADDITIVES & LUBRICANT CONDITION

Sample	Magnesium	Calcium	Zinc	Phosphorous	Boron	Sulphur	TAN
1	0	0	0	10	0	2078	0.10
2	0	1	1	15	1	1990	0.10
3	0	5	0	2	0	1744	0.10
4	0	0	0	3	0	1959	0.20
5	0	3	0	7	1	1827	0.10

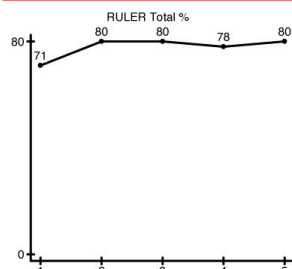
VISCOSITY

Sample	Viscosity in cSt @ 40 C	Viscosity in cSt @ 100 C
1	47.5	7.2
2	47.6	7.3
3	47.7	7.3
4	47.5	7.3
5	47.5	7.2

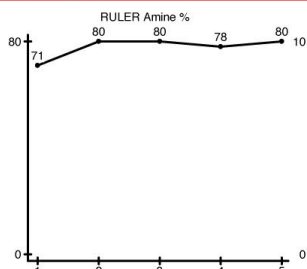


30 spectrometric analyses are carried out on all samples but only relevant results are reported in parts per million.

GRAPHICAL REPRESENTATION OF KEY DATA



Too few values to plot RULER Phenol %



VPR/MPC

