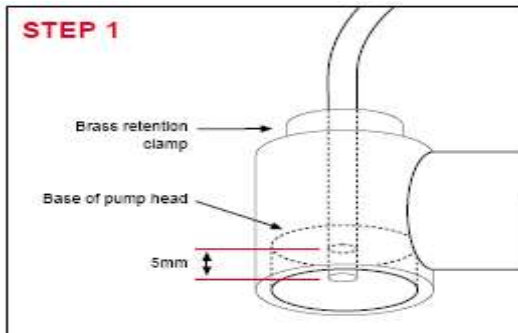
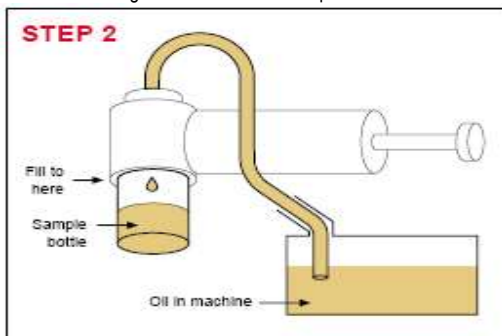


RECOMMENDED METHODS FOR TAKING OIL SAMPLES

Using a sample pump with a disposable tube



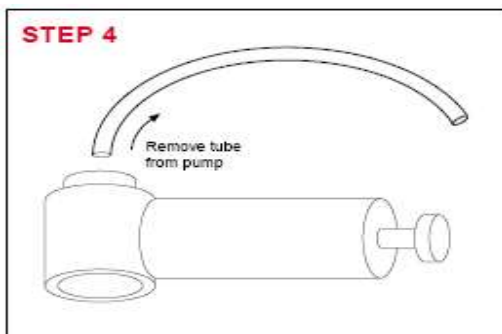
With the brass retention clamp loosened, insert the new tube. The tip of the tube should protrude out of the base of the pump head by about 5mm. Retighten the retention clamp.



Attach the sample bottle from the kit to the pump. Fill it, mid sump, with the oil being sampled, to the base of the thread on the bottle. Remove and recap the sample bottle immediately.

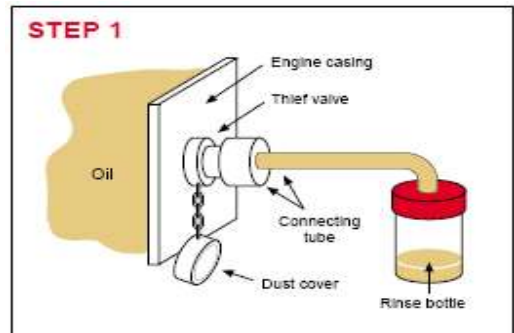


Wipe off any oil from the tip of the tube and the base of the pump head.

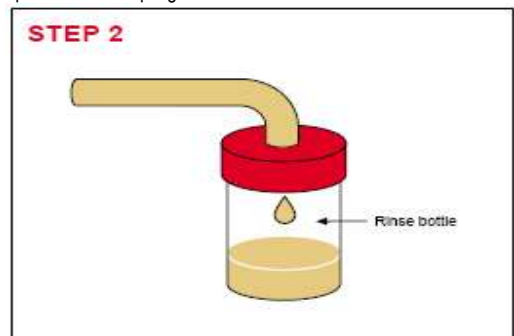


Loosen the brass retention clamp and pull the tube out of the Pump head. Discard the used tube.

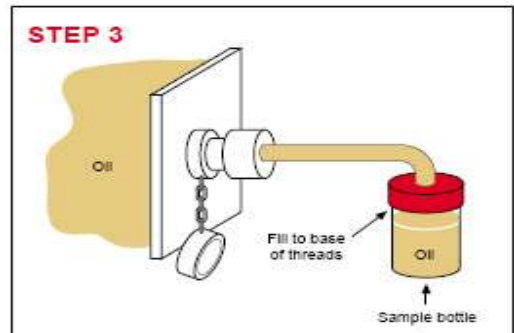
When a valve is fitted



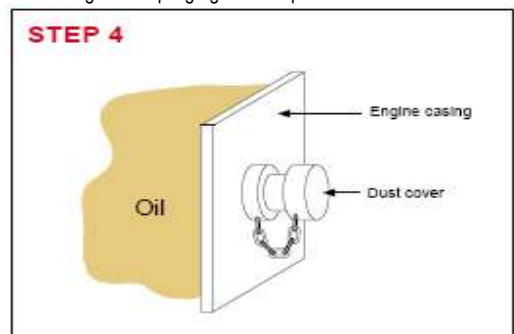
Attach the rinse bottle to the connecting tube. Unscrew the dust cover from the thief valve and screw on the connecting tube. The valve opens as the coupling is screwed on.



Once the rinse bottle is half full, unscrew the coupling unit until the valve closes. Remove the rinse bottle and discard the oil.



Attach the sample bottle to the connecting tube and screw on the coupling again. Fill it to the base of the threads on the bottle, unscrewing the coupling again to stop the flow.



Unscrew the connecting tube from the valve and remove and recap the sample bottle immediately. Remember to replace the thief-valve dust cover.

WHEN TAKING OIL SAMPLES

1. Oil must be at operating temperature
2. Hold the pump vertically
3. Ensure that the area e.g. dipstick is cleaned prior to sampling

CLEANING INSTRUCTION FOR YOUR SAMPLE PUMP

1. Place the pump firmly on the table.
2. Pop cap open by inserting a screwdriver into the slit between the cylinder and the cap at top, then, at the base of the cap.
3. Remove the plunger and clean thoroughly.
4. Place two drops of oil onto the o-ring on the plunger.
5. Refit the plunger in the cylinder and work to lubricate the cylinder.
6. Refit the cap into the cylinder.
7. Do not flush gun with petrol or degreasing.

SAMPLING ACCESSORIES



Disposable Nylon Tubing (WSTN)

30 meter rolls, disposable nylon tube for use with sample extraction pump
(6mm for engines & 8mm for drive trains)
Eliminates sample cross-contamination & makes sampling fast & easy.



Mini Mess (WMM)

12mm Thread
Use with high pressure sampling valve connector to draw the oil from high pressure systems



High Pressure sampling Valve Connector (WVCG)

Use to draw oil from high pressure systems

Wearcheck Africa is an ISO 9001 and ISO 14001 Registered Company

Gauteng
Tel: (011) 392-6322
Fax: (011) 392-6340
jhbsupport@wearcheck.co.za

www.wearcheck.co.za

Kwa-zulu Natal
Tel: (031) 700-5460
Fax: (031) 700-5471
support@wearcheck.co.za

Managing Director – Neil Robinson BSc (Hons)

Quality Form : ds 43

Revision Date : 15 June 2006